


Themes

Happy Harvest
Manners Matter

Shapes and Colors



Numbers

7, 8

Letters

Gh, Hh, Ii

Alphabet Words


garage, giraffe,
goggles, guitar,
hammer, honey,
house, hug,
ice, impala,
inch, instruments

Sign Language



Theme Descriptions

Happy Harvest: Celebrate nature's bounty with this fall theme. Children will enjoy learning about autumn symbols such as scarecrows, cornucopia, turkeys, and leaves. Activities will also focus on farm crops and the machinery that plants and harvests them for us.



Manners Matter: Manners are a must, especially during the holiday season. Help children to appreciate others by learning the importance of saying "please" and "thank you" and other social norms. The theme will also focus on managing emotions and self-regulation.

Activities for Home

- There is no greater teacher than you when it comes to teaching your child about good manners. Model good behavior by saying "please" and "thank you" as you interact and play with your child. Remember that teaching good manners takes lots of practice.
- Visit with your child about the harvest season. What types of foods are harvested in your area? Look for fall harvest decorations such as gourds, mini pumpkins, dried corn, or cornucopia.
- Open your child's eyes to the world of books. Visit the library or bookmobile in your community. Attend a story hour or puppet show. Browse through the local bookstore. As we approach the holiday season, remember that books make a wonderful gift for young children!
- Snack on brown foods to reinforce the color brown. Suggestions include chocolate milk, graham crackers, peanut butter, pretzels, or whole wheat toast. Reinforce the rectangle shape by building with a variety of rectangular blocks or boxes.

Look for Books

The best way to learn which books your child enjoys is to read children’s books—lots of them! Check out **funshineextras.com** for Book Lists corresponding to each month’s themes. Get to know your local librarians and ask for their recommendations as well.

Raccoons and Ripe Corn

by Jim Arnosky

The Scarecrow

by Beth Ferry

Farming

by Gail Gibbons

Tractor Mac (series)

by Billy Steers

Thanksgiving in the Woods

by Phyllis Alsdurf

The Thank You Book

by Mary Lyn Ray

Porcupine's Pie

by Laura Renauld

In November

by Cynthia Rylant


Cooking Together

When cooking with young children, allow them to help in a safe way with mixing, pouring, rolling, mashing, shaking, etc. Use words to describe what you are doing and what you plan to do next. Talk about what you see, smell, feel, hear, and taste.

Salsa Turkey

- 1 medium onion, chopped
- 2 T. oil
- 1 cup salsa
- 3 cups cubed, cooked turkey
- 1 tsp. cumin
- 8 oz. sour cream
- 1 can corn
- ½ green pepper, diced
- 2 cups crushed tortilla chips
- 16 oz. shredded cheese
- 1 small can black olives, sliced

Saute onion in oil until soft. Add turkey, salsa, cumin, and sour cream. Mix and remove from heat. Mix corn and green pepper and set aside. Layer chips, turkey mixture, corn mixture, black olives, and cheese in a 9 x 13 inch pan. Cover and bake for 1 hour at 350°.



©FunShine Express 2020

Sing Along with Me

Find these songs at www.funshineexpress.com

Build a Scarecrow

Sung to “The Mulberry Bush”

We take some clothes and stuff them with straw.
We add a face and work gloves.
We place a hat on top of the head,
And look—it's a scarecrow!



Mind Your Manners

Sung to “London Bridge”

If you want to show you care,
Show you care, show you care,
If you want to show you care,
Mind your manners!



If you want to be polite,
Be polite, be polite,
If you want to be polite,
Say "please" and "thank you."



Repeat the first verse.

Reminders . . .

Connect with Us!



www.funshineexpress.com

1.800.340.8103