


## Themes

Nests and Hives  
Little Bookworms

## Shapes and Colors



## Numbers

19, 20



## Letters

Yy, Zz

## Alphabet Words


yacht, yardstick,  
yolk, yo-yo,  
zigzag, zinnia,  
zither, zoo

## Sign Language



## Theme Descriptions

**Nests and Hives:** This theme highlights two prominent figures of spring—birds and bees. Children will learn about bird and bee behavior and why they are important to humans. Children will observe, discover, sing, move, and more during this theme.



**Little Bookworms:** It goes without saying that children love books. Invite them to share their love of reading with this theme. Learn about libraries and the special care books need. A favorite children's book author or illustrator will be highlighted each day during this theme.

## Activities for Home

- Take a walk in a tree-filled park or playground in your neighborhood. Do you see any birds on the ground or in the trees? Can you spot any bird nests? Bring along a blanket to lie on while you listen to the birds' spring songs.
- Care for animals, plants, trees, and gardens with your child. Plant bulbs (flowers or onions) and watch what happens. Put toothpicks in an avocado pit and suspend it over a clear container of water. Visit it daily. Soon you will see a new plant growing from the top and bottom of the pit.
- Open your child's eyes to the world of books. Visit the library or bookmobile in your community. Attend a story hour or puppet show. Browse through the local bookstore. Check with your library to see if they have a summer reading program. Sign up your child and then check out some fun books together.

## Look for Books

The best way to learn which books your child enjoys is to read children's books—lots of them! Check out the Resources tab at **funshineexpress.com** for Book Lists corresponding to each month's themes. Get to know your local librarians and ask for their recommendations as well.

### **Are You a Bee?**

by Judy Allen

### **Balance the Birds**

by Susie Ghahremani

### **Beehive**

by Jorey Hurley

### **Fly!**

by Mark Teague

### **How to Read a Book**

by Kwame Alexander

### **The Not So Quiet Library**

by Zachariah OHora

### **Wild About Books**

by Judy Sierra

### **Bunny's Book Club**

by Annie Silvestro

## Cooking Together

When cooking with young children, allow them to help in a safe way with mixing, pouring, rolling, mashing, shaking, etc. Use words to describe what you are doing and what you plan to do next. Talk about what you see, smell, feel, hear, and taste.

### For the Birds

oats  
dried fruit  
birdseed  
peanut butter  
pine cone  
string

Gather a pine cone and tie string to one end. Set out a small dish of peanut butter. Offer your child a spoon or child-safe knife to spread peanut butter all around the pine cone. Mix small amounts of oats, dried fruit, and birdseed on a plate. Have your child roll the pine cone along the mixture so it attaches to the peanut butter. Once it's amply covered, hang the pine cone feeder outside and watch for hungry birds!



## Sing Along with Me

Find these songs at [www.funshineexpress.com](http://www.funshineexpress.com)

### **Guess the Bird**

Sung to "Skip to My Lou"

Can you guess which bird I am?  
Listen close and hear my sound.  
I say ("Quack! Quack!") all day long.  
Which bird can I be? (A duck!)

Repeat with: Caw (A crow!)  
Hoot (An owl!)  
Cluck (A chicken!)  
Gobble (A turkey!)



### **I Can Read**

Sung to "Are You Sleeping?"

What can you read? What can you read?  
Lots of things! Lots of things!  
Books and cards and newspapers,  
Menus, maps, and street signs.  
I can read! I can read!

## Reminders...

---

---

---

---

---

---

---

---

---

---

---

---

### Connect with Us!

