



Themes

BBQ Eats & Icy Treats

Fire up the make-believe grill and take advantage of summer sunshine with barbecues and picnics. Children will enjoy simple summer treats, learn kitchen and cookout safety, and practice using utensils.

Super Sports

Get up and move! This theme is all about being active. Invite children to engage in a variety of games that focus on fostering their emerging fine and gross motor skills. Children will toss and kick balls, wave parachutes, and learn about basic teamwork.

Saddle Up

Yee-haw! It's time to saddle up your stick horses and learn about ranch life from boots to barns. This theme highlights life on the pasture as well as caring for sheep, cows, and horses.

Playground Palooza

Celebrate the remaining days of summer by visiting local parks, exploring playground equipment, and experiencing messy outdoor art. Cool off with water play and chase bubbles. Fun is everywhere in this theme!

Vocabulary

barbecue, icy treats, bounce, tennis,
farm animals, cactus, park, splash pad


Colors/Shapes

review

Opposites


high/low

Sign Language



milk

Right hand squeezes as if milking a cow.




ball

Form a ball shape with hands.



hurt

Extend index fingers. Bring them toward each other twice using a jabbing motion.



help

Place hand on top of palm and move both upwards.



friend

Curl index fingers to show bond. Pull forward twice to show that bond is not easily broken.

Learn with Me!

• Sunscreen Art

Get ready to give your sunscreen a new use! Pour sunscreen into a bowl or onto a plate. Set out colored paper and a paintbrush. Invite your child to choose their favorite color of paper, the darker the better. Then, invite your child to paint with the sunscreen. Leave the paper in the sun for a few hours. When you return to the paper, talk about how the sunscreen disappeared and the paper changed.

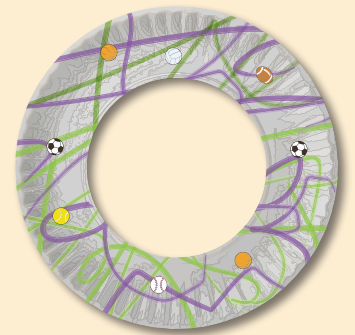
• Outdoor Reading

Add extra fun to your summer days by reading outdoors with your child. Collect a few books and go out to your backyard or to a local park to read. Nature sounds and fresh air make a nice addition to the reading experience.

My Project: Paper Plate Frisbee

When I bring this project home, we can:

- Play frisbee together.
- Hunt around the house for circular objects that match the frisbee shape.
- Observe and talk about the different sports ball stickers.



Graphic is intended to show sample of project. Materials may be substituted or used differently.

FAMILY CONNECTION

Book List

Just One More

by Jennifer Hansen Rolli

Summer Days and Nights

by Wong Herbert Yee

Bounce

by Doreen Cronin

The Barn

by Leah H. Rogers

Little Blue Truck

by Alice Schertle

Busy Friends

by Campbell Books

Songs

My Burger

Sung to "Pop! Goes the Weasel"
I spice the meat and stir it around.
I form it with my hands.
I set it aside to go on the grill.
Look, it's a burger!



I place the burger in a bun.
I squirt on lots of ketchup.
Open wide and take a bite.
Look, now half a burger!

Lettuce, mustard, gooey cheese,
Onion and tomato.
The burger drops and my dog eats it up.
Look, it's a goner!



On the Slide

Sung to "London Bridge"
It's fun to slide down on the slide,
On the slide, on the slide.
It's fun to slide down on the slide,
I like sliding!



Recipe

Strawberry Ice Pops

3¼ cups of fresh strawberries
¼ cup of sugar
½ cup of water



Place all of the ingredients in a blender and purée on high until smooth. Pour into eight ¼-cup molds or small paper cups. Seal with lids or insert wide wooden sticks. Freeze for 3 hours or until firm. Hold molds under warm water for a few seconds and then remove pops.

Reminders
