

Themes

Camping Adventure


Unpack your backpack and pitch your tent—it's time to go camping! Children will learn about camping activities and safety during this theme. Enjoy the outdoors and sing campfire songs around a pretend fire. This theme is full of discovery and exploration!

Picnic Pals


People love picnics, and so do many types of insects! This theme provides opportunities for children to plan for and enjoy a picnic. They will also discover the many benefits of insects that can sometimes feel like pests during these special occasions. Children will also review basic learning concepts to prepare for back-to-school.

Alphabet Words

rug, saw, turtle, umpire, vine, worm, fox, yoga, zebra

Color/Shape	Letters/ Numbers
	Rr-Zz 15-20

Sign Language



Learn with Me!

• Camping at Night

Pack a tent and a backpack with camping items or toys that can be used as imaginary camping tools. Plan an overnight camping trip in your backyard with your child. Spend time observing the sky, moon, clouds, and stars. Talk about how nighttime sounds and looks different than daytime. Be sure to pack snacks and board games for a fun family camping night.


• Picnic Time

Prepare a simple picnic meal, such as sandwiches, pretzels, and fresh fruits. Place all of the food items in a picnic basket and enjoy a picnic at a local park as a family. As you enjoy the picnic, be on the lookout for bugs! What kind of bugs are around? Can your child name a few of the bugs and animals that are observed? Finish the picnic experience with a walk to observe and enjoy nature while getting some exercise.

My Project: Foil Boat

When I bring this project home, we can:

- Test the foil boat along with other toy boats in containers of water.
- Sing songs about boats or sailing, using the foil boat as a prop.
- Use foil to create more boats together.



My Project: Insects and Leaves

When I bring this project home, we can:

- Talk about the characteristics of the different insects.
- Use magnifiers to explore textures, colors, and features of the project closely.



FAMILY CONNECTION

Book List

Over in the Forest: A Woodland Animal Nature Book

by Marianne Berkes

National Geographic Readers: In the Forest

by Shira Evans

The Camping Trip

by Jennifer K. Mann

Go Fish!

by Tammi Sauer

Fun Summer Recipes for Kids

by Wolf Cub Chlo

Apple Pie Picnic

by Alicia Duran

A to Z Animal Picnic

by Kim Marie

Taco Falls Apart

by Brenda S. Miles

Songs

Camping at the Campground

Sung to "I've Been Working on the Railroad"

We've been camping at the campground,
All weekend long.

We've been camping at the campground,
Singing lots of songs.

We've been swimming in the lake
And fished for dinner too.

We've been camping at the campground,
But now the weekend's through.



We Came Here to Play

Sung to "The Farmer in the Dell"

We all came here to play.

We all came here to play.

Heigh-ho, we'll learn and grow!

We all came here to play.



Recipe

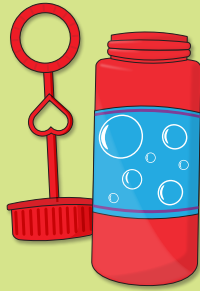
Bubble Solution

½ gallon water

¾ cup liquid dish detergent

¼ cup glycerin (for BIG bubbles!)

Mix the ingredients and let them sit for at least one day. Store the bubble solution in a sealed container. Look around your kitchen or home for fun utensils and objects you can use for bubble blowers, such as slotted spoons, plastic berry baskets, or chenille stems bent into different shapes.



Reminders
